

NEC USB 2.0 Card Bus Quick Installation Guide

Product Features:

- Support PC, Notebook and MAC Powerbook G3 Series and later.
- Support USB OHCI & UHCI modes.
- Support up to 127 devices.
- Supports Serial Bus Data Rates of 1.5/12/480Mbps/s.
- Card Bus compatible.
- 32-bit Card Bus and 33 MHz operation.
- High-performance bus mastering support.
- Easy plug and play installation.
- Supports Windows® 98, Windows® ME , Windows® 2K , Windows® XP.

Install USB 2.0 Card Bus for Notebook

- Plug in the CardBus connector into the Notebook.



Install USB 2.0 Card Bus driver Windows® 98

- After you should see two times the “**NEW HARDWARE FOUND**” window with the message “**NEC PCI to USB Open Host Controller**” insert the Windows® 98 Setup CD-ROM into the drive, follow the procedures the system prompt.
- After you should see “**NEW HARDWARE FOUND**” window with the message “**PCI Universal Serial Bus**” insert the USB 2.0 Card Driver CD-ROM into the drive, follow the procedures the system prompt.
- The USB 2.0 Card is now ready for use.

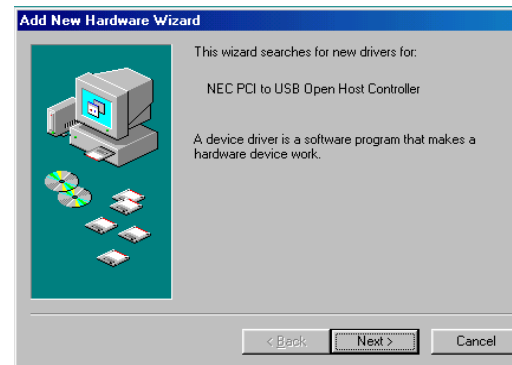


Fig-1

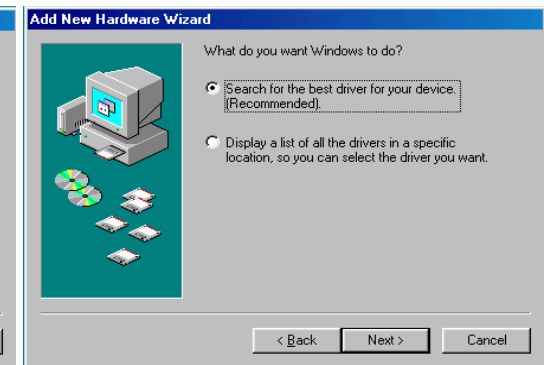


Fig-2



Fig-3

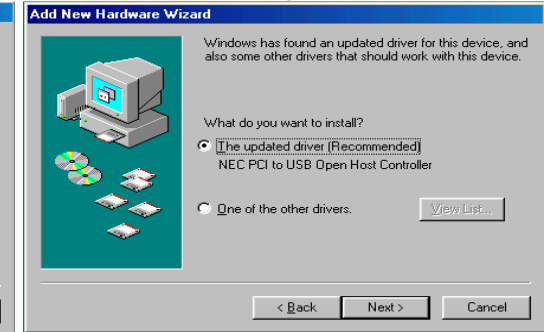


Fig-4

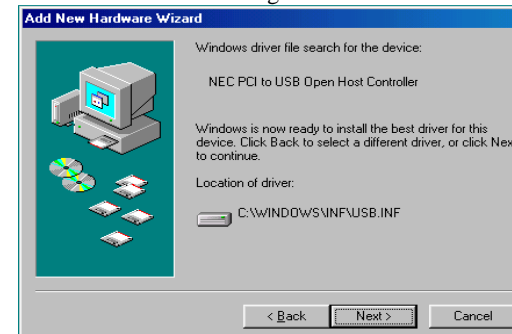


Fig-5



Fig-6

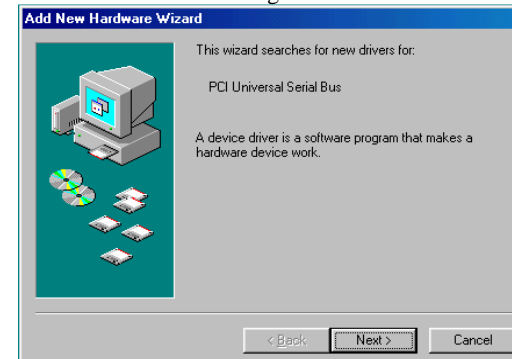


Fig-7



Fig-8



Fig-9



Fig-10



Fig-11



Fig-12

Verify the Combo Card:

- Click **My Computer** icon by right-button of mouse.
- Choose **Properties** item.
- Select **Device Manager** selection
- Double click the **Universal serial bus Controller** item.
- And check **NEC PCI to USB Enhanced Host Controller** works properly.
- And check must have 2 **NEC PCI to USB Open Host Controller** work properly

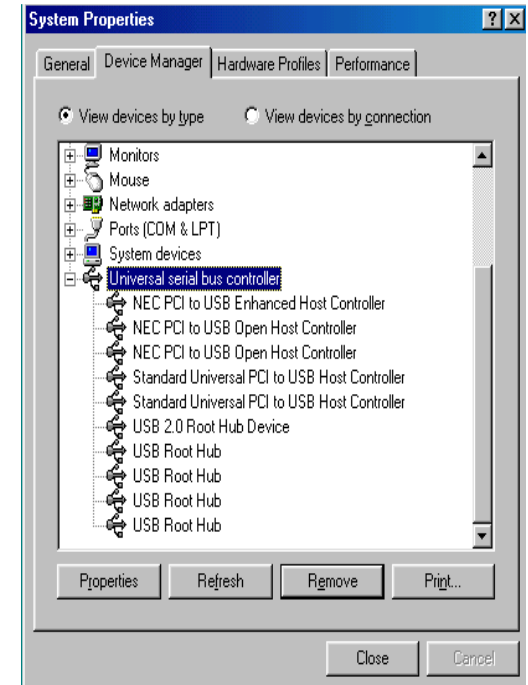


Fig13

***All names are registered and unregistered trademarks of their respective corporations.**

Copyright:

Copyright® 2002 by this company. All right reserved. No part of this publication or its accompanying software may be reproduced or distributed in any form or by any means without the prior written permission of this company.

Disclaimer:

This company makes no representations or warranties, either expressed or implied, with respect to the contents hereof and specially disclaims any warranties, merchantability or fitness for any particular purpose. Further, this company reserves the right to revise the product specifications and all accompanying publications and software and to make changes from time to time in the contents hereof without obligation of this company to notify any person of such revision changes.